




PROGRAM PROFILES

Why Practical Technical Theater?

- All of our programs are created and produced by technical theater education experts.
- Professional production on DVD format provides maximum flexibility. Lesson designs address multiple learning styles by employing cooperative learning strategies, and are designed to work in 45 to 50 minute class periods.
- Included CD-ROM contains resource sheets, assessments, writing assignments, and rubrics, along with other teaching materials - literally a class in a box!
- Entire curriculum is aligned to National Standards for Arts Education.

Program One: Intro to Technical Theater
 Program Two: Basic Set Construction and Theater Safety
Program Three: Lighting for Theater
 Program Four: Audio for Theater

Program Five: Stage Management
 Program Six: Set Design
Program Seven: Lighting Design
 Program Eight: Business & House Management



LIGHTING FOR THEATER Program Three

This hands-on primer will produce results on your stage by giving your students the skills required to light a stage evenly, establish basic moods, create some basic special effects, and troubleshoot many common problems.


Key Concepts

- Illustrates basic lighting concepts for live productions.
- Provides step-by-step process for lighting a show.
- Puts lighting theory to work, allowing students to design and execute a basic light plot.
- Illustrates the differences and creative uses of various lighting instruments and control equipment.
- Analyzes basic lighting concepts, such as plugging, patching, subbing and cueing.



Hosts

Bob Fowler and **Marti Fowler**, co-creators of the PTT series and career theater educators with over 60 years of combined experience, lead both *Lighting for Theater* and *Lighting Design*.




LIGHTING DESIGN Program Seven

Lighting Design is an extension of the PTT *Lighting For Theater* program, and should be used in conjunction with that program. It addresses basic concepts of lighting design, and walks students through the process of designing and executing a complete light plot with many special effects.

Key Concepts

- Demonstrates how to analyze a script with “designer’s eyes,” and the collaborative process of working with the director and other designers.
- Compares and contrasts common representational and presentational production styles.
- Analyzes color theory, angles of light and other design considerations.
- Explores how to design a hanging plot, how to create instrument and patching schedules, and how to cue a show on both computerized and manual lighting controllers.



<http://www.interactiveeducationalvideo.com>

Interactive Educational Video LLC

13712 Shoreline Court East, Earth City, MO 63045
 Phone: (314) 781-0422 Fax: (314) 781-0903